

## Data Sheet

# Ericsson Cradlepoint AP2600

2025 - 10 - 02

The Ericsson Cradlepoint AP2600 LAN Wi-Fi access point (AP), an integral component of a full-stack network solution, is designed to enhance the network capacity and coverage at small to medium-sized fixed locations. Supporting growing offices needing additional Wi-Fi and IoT connectivity beyond the LAN capacity of E-Series branch routers, the AP2600 seamlessly integrates into existing network infrastructures to deliver superior performance and reliability. Whether adding more clients or expanding the network's reach, the AP2600 is an easy extension to add optimized wireless performance, simplified network management and support business growth.

## Full Stack Solution for Branch


Catering to the diverse connectivity needs of small and medium locations, the AP2600 enhances network capacity for a wide array of Wi-Fi-connected devices, including Point of Sale systems, scanners, cameras, tablets, digital displays, and other essential business endpoints. The AP2600 ensures seamless operations and improved efficiency for these branch-specific use cases by integrating with the E-Series routing and security appliances. By acting as a central control point for the entire network, cloud-managed NetCloud simplifies management of the APs, switches and routers and reduces complexity. The advantages of maintaining a single vendor relationship for procurement, deployment, maintenance, and support are substantial: streamlined logistics, cost reduction, and consistent performance across all network components. With its comprehensive support, the AP2600 positions distributed fixed offices to effectively address current and future technological challenges and initiatives.

## Key Access Point Capabilities


The AP2600 offers capabilities that make it an ideal choice for connecting Wi-Fi endpoints. Featuring 2x2 Wi-Fi 6 MU-MIMO technology, the AP2600 delivers enhanced performance and efficiency for indoor environments, catering to the increasing demand for high-speed wireless access. Its seamless roaming capability ensures uninterrupted connectivity as devices move between Wi-Fi radios, providing a consistent user experience. This access point supports SSID configuration with up to four SSIDs per radio, allowing for flexible network segmentation and management. Additionally, it offers both manual and dynamic Wi-Fi channel selection to optimize network performance and reduce interference. With Wi-Fi band selection and band steering capabilities, the AP2600 intelligently allocates devices to the most appropriate frequency band, maximizing throughput and minimizing congestion. These features collectively ensure that the AP2600 delivers a reliable, high-performance wireless network tailored to the needs of small and medium offices.

## Access Point Security


The AP2600 Wi-Fi Access Point is fortified with advanced network security features to protect sensitive data and ensure secure connectivity. With WPA3 security and encryption, the AP2600 offers enhanced protection against unauthorized access and cyber threats, providing robust encryption protocols that safeguard wireless communications. The ability to provision guest networks allows businesses to securely offer internet access to visitors without compromising the security of the main network and ensure that internal resources remain protected while maintaining a user-friendly experience for guests. Additionally, the AP2600 allows for the setting of passwords for Wi-Fi networks, enabling businesses to control access and ensure that only authorized users can connect. These security features collectively enhance the integrity of the network, offering peace of mind to businesses by protecting against potential vulnerabilities and ensuring a secure, reliable wireless environment.



[Product Page](#)



[NetCloud Service](#)



[Quick Start Guide](#)

## Wi-Fi Access Point Specifications

The AP2600 is an enterprise-grade, dual-band Wi-Fi 6 access point that provides ease of deployment and flexibility with dedicated Ericsson Cradlepoint routers in diverse settings.

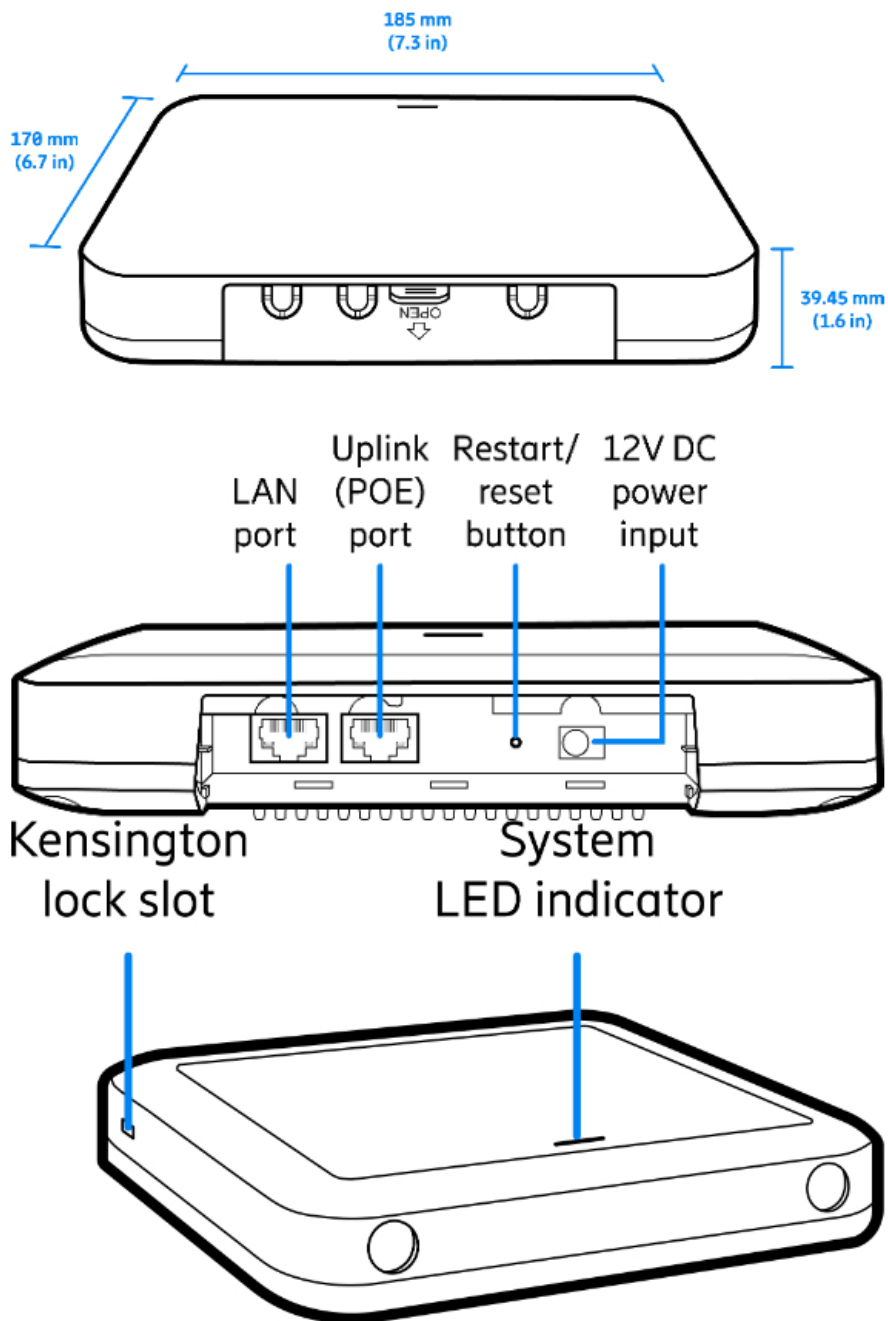
INTERFACES	
<b>Ethernet:</b>	2 x GbE RJ45
<b>Radio:</b>	<ul style="list-style-type: none"> <li>— Wi-Fi 6 (802.11ax)</li> <li>— Dual-radio, dual-band (2.4 GHz &amp; 5 GHz)                             <ul style="list-style-type: none"> <li>— 2.4 GHz: 2x2 MU-MIMO, 2 spatial streams</li> <li>— 5 GHz: 3x3 MU-MIMO, 2 spatial streams</li> </ul> </li> </ul>
ENVIRONMENTAL	
<b>Temperature:</b>	<ul style="list-style-type: none"> <li>— Operating: 0 °C to 45 °C (32 °F to 113 °F)</li> <li>— Storage: -20 °C to 60 °C (-4 °F to 140 °F)</li> </ul>
<b>Humidity:</b>	<ul style="list-style-type: none"> <li>— Operating: 5% to 95% non-condensing</li> <li>— Storage: % to % non-condensing</li> </ul>
<b>Ingress Protection:</b>	IP55
PHYSICAL	
<b>Size:</b>	170 mm x 185 mm x 39.45 mm (6.7 in x 7.3 in x 1.6 in)
<b>Weight:</b>	0.63 kg (1.4 lbs)
<b>LED Indicator:</b>	One tri-color LED for power, cloud status, and uplink
<b>Electrostatic Discharge:</b>	IEC-61000-4-2 <ul style="list-style-type: none"> <li>— +/-4 KV for contact discharge</li> <li>— +/-8 KV for air discharge (Criteria B)</li> </ul>
POWER	

<b>Input:</b>	<p>One of the following:</p> <ul style="list-style-type: none"> <li>— External 12 VDC 2 A power supply (not included)</li> <li>— PoE+ 802.3at PSE Type 2 (not included)                             <ul style="list-style-type: none"> <li>— Maximum PoE Consumption: 21.54 W</li> </ul> </li> </ul>
<b>Wi-Fi SPECIFICATIONS</b>	
<b>Data Rates:</b>	<ul style="list-style-type: none"> <li>— 802.11b: 2, 3, 5.5, 11 Mbps</li> <li>— 802.11a/g: 6, 9, 12, 18, 24, 36, 48, 54 Mbps                             <ul style="list-style-type: none"> <li>• 802.11n: 6.5 – 300 Mbps (20/40 MHz)</li> <li>• 802.11ac: 6.5 – 867 Mbps (20/40 /80 MHz)</li> <li>• 802.11ax: 3.6 – 574 Mbps (2.4 GHz, 20/40 MHz)</li> <li>• 802.11ax: 3.6 – 2402 Mbps (5 GHz, 20/40/80/160 MHz)</li> </ul> </li> </ul>
<b>Radio Chains:</b>	<ul style="list-style-type: none"> <li>— 2.4 GHz: 2 x 2</li> <li>— 5 GHz: 3 x 3</li> </ul>
<b>Spatial Streams:</b>	<ul style="list-style-type: none"> <li>— 2.4 GHz: 2; MU-MIMO support</li> <li>— 5 GHz: 2; MU-MIMO support</li> </ul>
<b>Aggregate Conducted Transmit Power:</b>	<ul style="list-style-type: none"> <li>— 2.4 GHz: 25.5 dBm</li> <li>— 5 GHz: 25 dBm</li> </ul>
<b>Channel Width:</b>	<ul style="list-style-type: none"> <li>— 2.4 GHz: 20/40 MHz</li> <li>— 5 GHz: 20/40/80/160 MHz</li> </ul>
<b>Frequency Range:</b>	<ul style="list-style-type: none"> <li>— 2.401 – 2.483 GHz</li> <li>— 5.170 – 5.835 GHz</li> </ul>
<b>Operating Channels:</b>	<ul style="list-style-type: none"> <li>— 2.4 GHz: 1 –11 (US), 1 –13 (Europe), 1 –13 (Japan)</li> <li>— 5 GHz: 36 –165 (US), 36 –140 (Europe), 36 –144 (Japan)</li> </ul>
<b>SSID:</b>	Up to 4 per radio (8 total)
<b>Wi-Fi Antennas:</b>	<p>Built-in antenna</p> <ul style="list-style-type: none"> <li>— Gain: 4.9 dBi (2.4 GHz), 5.5 dBi (5 GHz), 5.2 dBi (BLE)</li> </ul>
<b>CERTIFICATIONS</b>	
<b>Regulatory:</b>	<ul style="list-style-type: none"> <li>— FCC (U.S.)</li> <li>— IC (Canada)</li> <li>— CE (EU)</li> <li>— LVD (EU)</li> <li>— RCM (AU/NZ)</li> <li>— UKCA (UK)</li> </ul>

Safety:	UL/cUL
COMPATIBILITY	
Supported Routers:	<ul style="list-style-type: none"> <li>— E300</li> <li>— E400</li> <li>— E3000</li> </ul>
Number of Supported Access Points per Router:	Up to 5

## Physical Measurements & Features

### A2400



## Ordering Guide

The Ericsson Cradlepoint AP2600 Wi-Fi access point is an accessory with subscription. Activation and use of the AP2600 requires an Ericsson Cradlepoint router that is licensed to an Ericsson NetCloud Service plan.

## Ericsson NetCloud Service Plans

REGION	PACKAGE PLAN	DESCRIPTION†	PART NUMBER
Global: U.S., Australia, Canada, European Union, New Zealand, and United Kingdom	LAN Wi-Fi Access Points — Essentials	AP2600 Wi-Fi 6 2x2 AP, no power supply, Global	LW0x-AP2600-G0
All Regions:	Renewal — LAN Wi-Fi Access Point	NetCloud Wi-Fi AP Essentials Plan Renewal	LW0x-NCESS-R

x = 1, 3, or 5 years

## Support & Warranty

The Ericsson Cradlepoint AP2600 LAN Wi-Fi Access Point is only sold as a component of Ericsson NetCloud Essentials packages. All Ericsson Cradlepoint hardware products are covered by a limited lifetime warranty for as long as they have a subscription license to an active Ericsson NetCloud Service plan, which includes:

- Ericsson Enterprise Wireless Solutions Global Service & Support for the full subscription term.
- Hardware limited lifetime warranty for as long as they have a subscription license to an active Ericsson NetCloud Service plan.

## More Information

[Learn more at \*\*cradlepoint.com/ap2600\*\*](https://www.cradlepoint.com/ap2600)